

Art Helps Us To See In New Ways

Art Discussion

Activity

Teacher to first introduce the art work by Erik Johansson (Photomanipulation Artist) and Sarolta Bn (Digital Artist) to discuss what might be the stories that artists want to tell through the art work, and how artists share ideas through art.

Students are to use Padlet/SLS Thinking Routine, to share their thoughts about the artwork, then after class discussion, students are to individually note down their thoughts in the Journal – and share about their thoughts/plan on their digital project.

Objectives


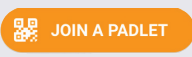


- Students can infer the ideas, feelings and meaning of visuals through the use of art elements and principles, media, process and/ or techniques. (LO1)
- Students can express personal ideas and opinions about what they see and experience. (LO1)
- Students can talk/write/draw/create visual about what they see. (LO2)
- Students can examine visuals from different perspectives. (LO3)




Extensions

- Teachers can create activity template for students to log their art discussion, then export it out as an image to upload it to Padlet or SLS.
- Students can use audio recording, video, drawing and text to log their learning portfolio.

Have a go



- 1 Tap , join the Padlet via the QR code shared by the teacher  .
- 2 Tap  under the column and add text response.
- 3 Images, links, search, take photos and upload drawing and voice can be use as part of the response to the Padlet post. 
- 4 Upon on the completion of the response, review and provide feedback to the others'.

To create an account, tap  , choose shelf (stack content in a series of columns). Key in the title, description of the Padlet board in the settings  , tap close when done. Tap Add Columns to add the heading for the column, once completed tap  and share the QR code with the students.

Join Our
Community to
gain benefits!

www.iPadForLearning.sg