

阅读文章

运用 GarageBand 录音

教学活动

学生可以使用 Garageband 录音，过后反思自己的阅读方式，进行改进。
学生也可以用不同的声音进行录音，让过程更加有趣。

教学目标

学生能：

- 有条理地说话
- 使用适当的语气
- 语调自然，语速适当


拓展运用

学生可以：




- 和同学以对话的方式进行录音

牛刀小试







- 1 Open . Tap on + and select Live Loops.

- 2 Flick left/right to Audio Recorder. Tap on Voice.

- 3 Tap on  to turn it off, so that it turns grey . Tap Record  and start speaking.

- 4 Slow down the speaking speed slightly. Pause between each sentence.

- 5 Tap on  when you are done. Tap on  once done. Select the file, and Share .
- 6 Tap Song, then tap Share. Select Open in, and select Save to Files . You can now upload it onto a different platform.

Join Our
Community to
gain benefits!

www.iPadForLearning.sg